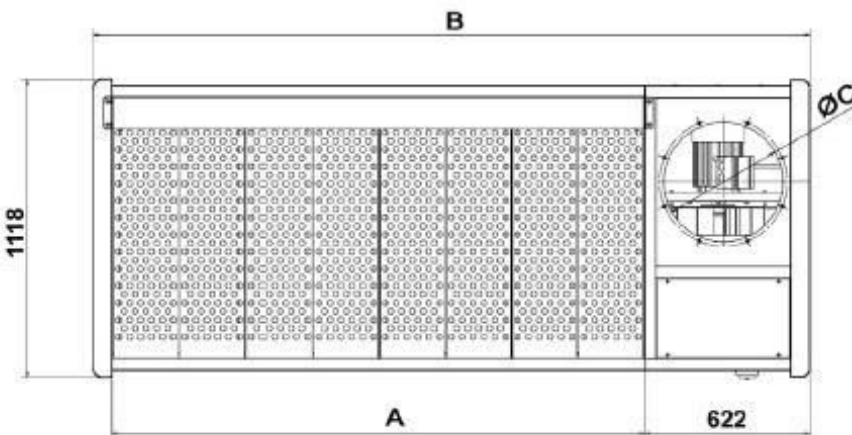
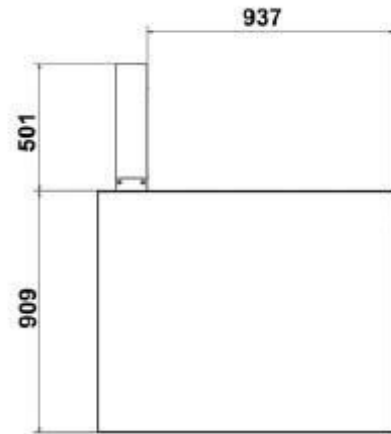
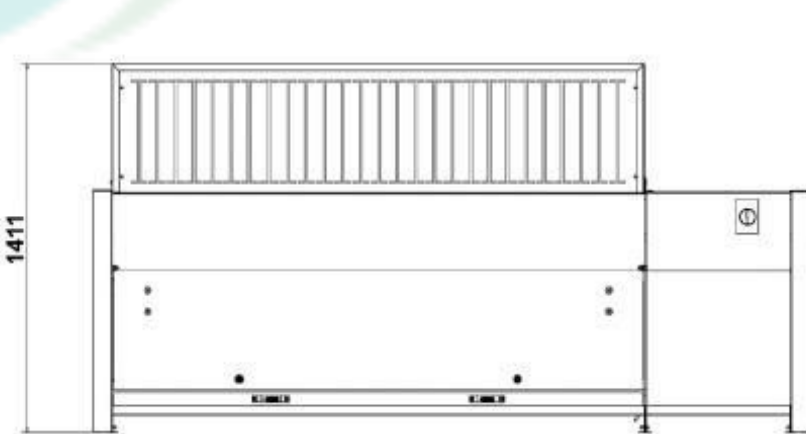


# POLIWELD DOWNDRAFT TABLE

Airflow capacity up to 5,000 m<sup>3</sup>/hr.  
Motor Size 3kw.

Downdraft bench with cellulose cartridge filters, spark trap metal filters, soundproofed centrifugal fan with switch, front wall, manometer. Painted or galvanised versions available.



Wymiary (mm)			
	A	B	ØC
<b>POLIWELD DF 1500</b>	1500	2193	450
<b>POLIWELD DF 2000</b>	2000	2693	450
<b>POLIWELD DF 2500</b>	2500	3193	450